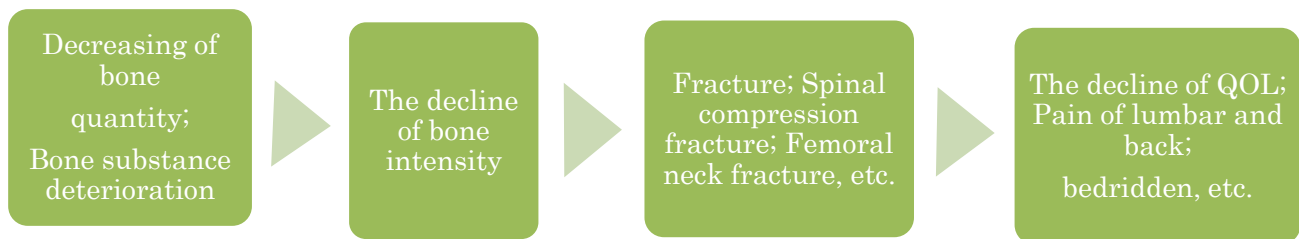


Bone Right[®] 【ボーン・ライト】

Windows対応

The supporting software of Bone intensity estimate system for the Density
There are 20millions(USA) and 12millions(Japan) potential patients of Osteoporosis
It is possible for dentist to manage Osteoporosis patients' oral cavity
by using the Bone Right

◎The present condition of Osteoporosis



POINT

Femur fractures (i.e. Thighbone fracture) and Hip fractures (i.e. Hip joint fracture) are related to the bedridden elders.
It incurs a negative effect on their Quality Of Life (QOL).

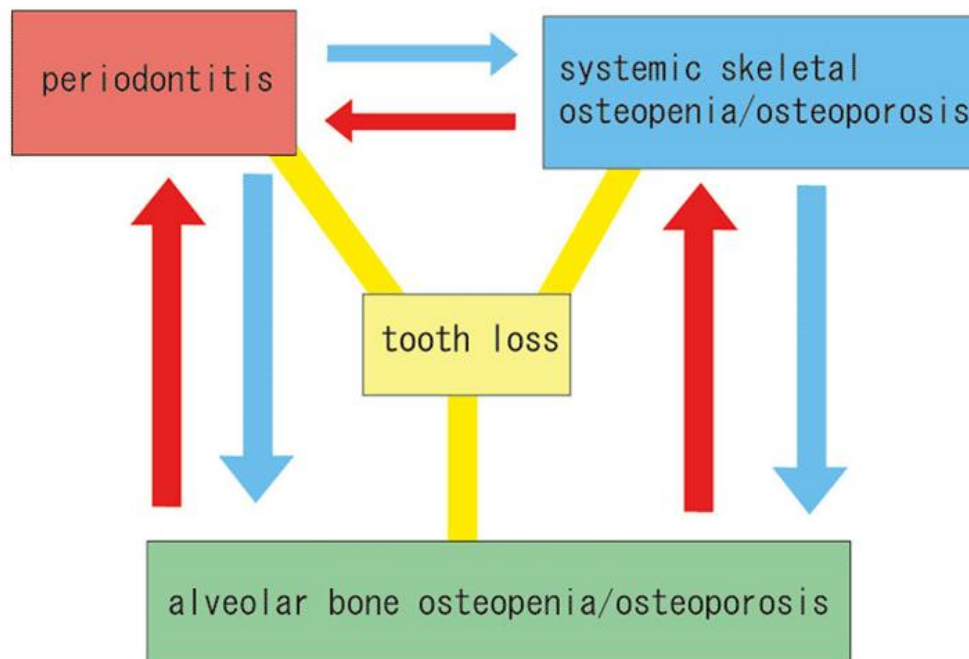
© The relationship with Alveolar bone osteoporosis, Periodontitis and Osteoporosis

There are mutual relations of Alveolar bone osteoporosis, Periodontitis and Osteoporosis.

In the early stage of Osteoporosis, symptoms are not appearing on the whole body but on jawbone, especially on the alveolar bone crest.

The pocket around teeth becomes deeper and it incurs the attachment loss.

These are related to the resorption of the alveolar bone and the loss of teeth.



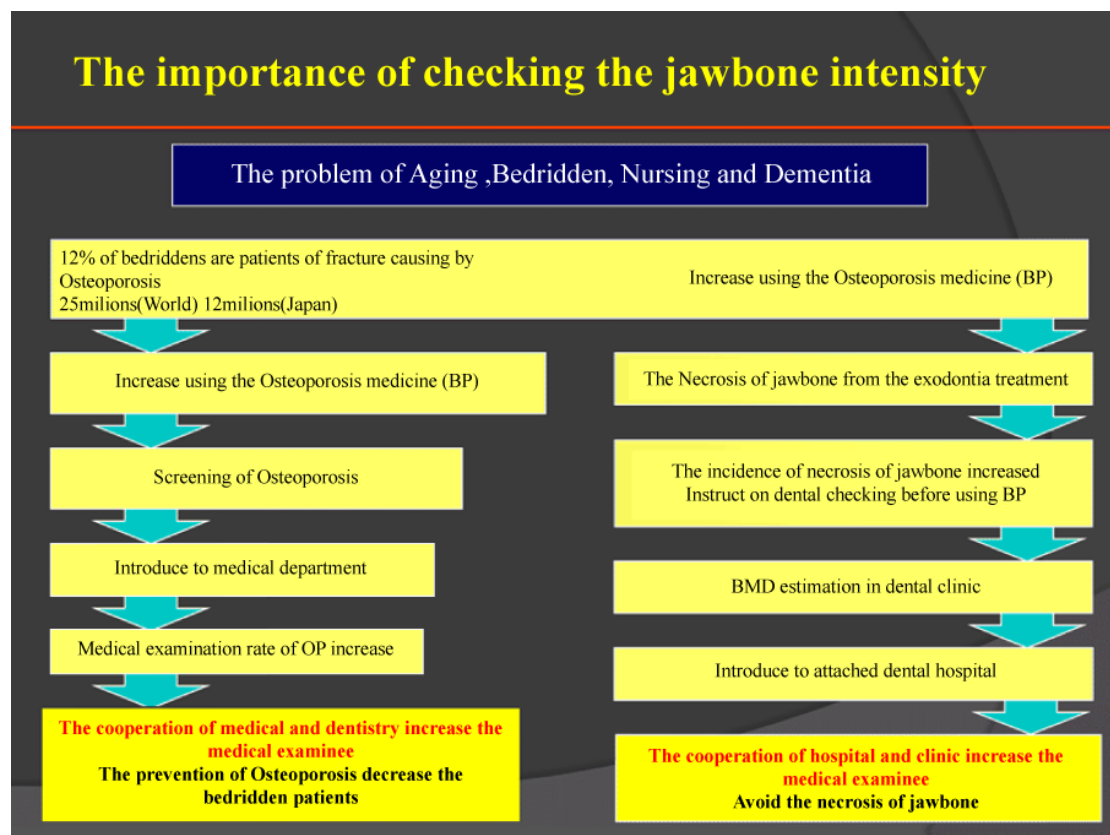
When the symptoms of Osteoporosis appeared on jawbone, alveolar bone crest, as it related to the resorption of the alveolar bone and the loss of teeth, we can capture the omens of Osteoporosis.

- Symptoms of Osteoporosis appear on jawbone, alveolar bone crest
- Not the whole body but appear on jawbone first
- The pocket around teeth becomes deeper and it occurs the attachment loss.
- Related to the resorption of the alveolar bone and the loss of teeth



Capture the omens of Osteoporosis

©The importance of checking the jawbone intensity/
Introduce the estimate system



For capturing the omens of Osteoporosis, we introduce the bone mineral system (Bone Right). From the estimation of Alveolar bone osteoporosis, Osteoporosis's simple


screening, and also the avoidance of the Necrosis of jaw bone, it enables the cooperation with medical and dental, hospital and clinic, so that the management of oral cavity of the patients of Osteoporosis can be performed in dentistry.

The bone mineral density system (Bone Right) enables to use the X-ray graphics for Osteoporosis screening (simple check).


Simple, low-price, in a short time, everyone can do it. Using the screening software which has the feature to capture the omens of Osteoporosis, we can avoid using the bisphosphonate pharmaceutical as it has the side effect of ONJ.

■ Screening of Osteoporosis

- It is not diagnosis but a screening for the patients who have the decreasing of bone quantity.
- Simple, low-price, in a short time, everyone can do it
- Precision of Fracture prediction
- Precision of Osteoporosis




The screening of Osteoporosis and Osteopenia is possible.



With manual DVD
525,000 yen (in tax)

Bone Right.
Supporting software of bone intensity checking

Windows Correspondence
Correspondence to windows
*Able to use in Vista by exchange



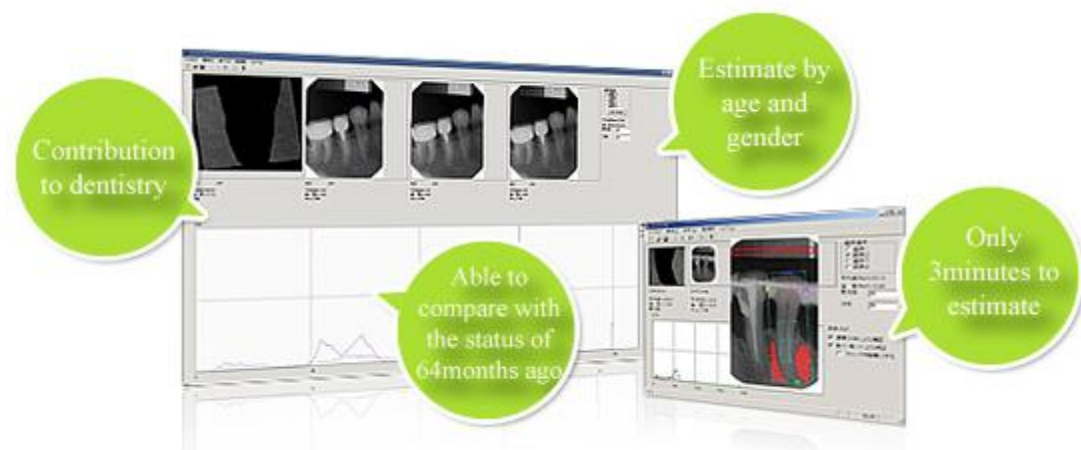
POINT

Bone Right can make a great contribution to the new responsibility and possibility of dentistry.

[Reduction of medical cost + Cooperation between Medical and Dentistry]

©New software to identify the bone intensity by X-ray graphic has been launched

Bone Right was based on the “Bone Mineral Density (BMD) evaluation system and method”. The patent owned by Dr. Takaishi, the vice-director of the Japan Dental Aspects of Osteoporosis Society. It is the only BMD supporting software in the world which can estimate the amount of BMD and the side effect of using bisphosphonate pharmaceutical from the X-ray graphic. It can be evaluated concretely instead of eye measurement. It will be easier to make a right consultation and also be able to do precise consultation by calculate the data of bone during the implant operation.



◎Regular seminar for those who consider purchasing

If you have any enquiries or interest on buying Bone Right, please feel free to contact us. Before purchasing such product, we recommend you to join the regular seminars (free of charge, by appointment). In the seminars, the symptoms of Osteoporosis and the relations with dentistry will be explained. We will also provide computers and instructors for you to practice how to use the Bone Right.

About the regular seminar/Practice

Date	The 2 nd and 4 th Sunday, 3:00p.m.
Location	Takaishi Dental Clinic(3-32 houjoguchi , Himeji City 〒670-0935)
Organizer	Dentalgraphic.com
Fee	Free
Registration	By appointment, please contact us by phone, fax or E-mail
TEL/FAX	TEL:079-226-7272 FAX:079-222-7222
E-mail	bone-right@dentalgraphic.com

©Buying Step

Further request, please visit www.dentalgraphic.com

About the sale of Bone Right, please contact us or there will have explanation in the regular seminars.


Contact us

Please contact our responsible person by telephone/fax or E-mail.




Join the regular seminar

The symptoms of Osteoporosis and the relation with dentistry will be explained in the seminars. We'll prepare demonstrations of Bone Right and you will also have the chance to practice how to use the product under the guidance of instructors.




Confirm the written estimate and the order sheet

You will have the order sheet and written estimate after joining the seminar. Please confirm the contents and seal before hand in the forms. You can also post it after the seminar.



Issue the bill

Please complete the payment in order to proceed the request.



Payment

It is possible to pay by transfer, COD or credit card.



Delivery

If you have any problem about returns/ exchange/ order cancelling after the delivery, please contact our responsible by phone.